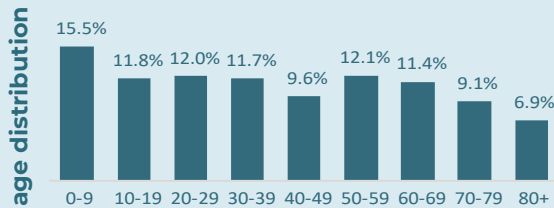


# CARMAN DISTRICT

Summary of Dufferin RM and Carman Town

**5,085 RESIDENTS**



**2.8%**

growth 2013-2018



**\$57,342**

median household income after tax

SH-SS \$60,802

MB \$59,093

**16.0%**  
households



**26.7%**  
children 0-17

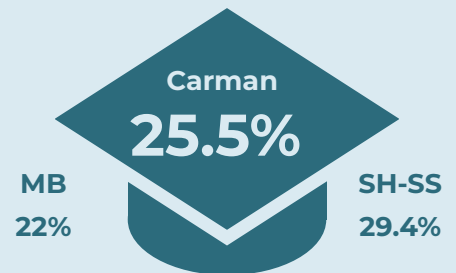


**live in low income**  
similar to the region & MB



**HOUSING AFFORDABILITY**

31% of tenants & 7% owners spend 30% + on shelter costs, similar to regional prevalence



**EDUCATION**

with no certificate, degree, diploma but the majority (46.9%) have postsecondary education

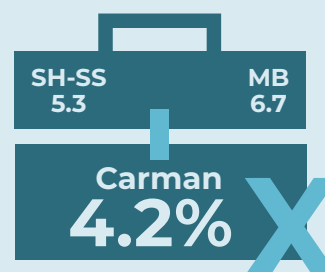


**SOCIOECONOMIC FACTOR INDEX**


reflects socioeconomic conditions and social determinants of health (income, marital status, education, unemployment)

**BETTER VS. MB & IMPROVING**

**UNEMPLOYMENT**

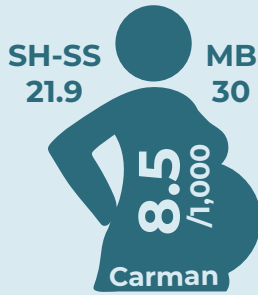


unemployed as a % of the labour force



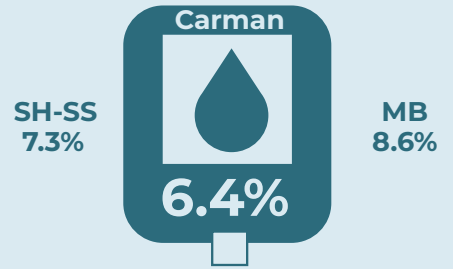
## LIFE EXPECTANCY

female life expectancy  
higher vs. MB & improving



## TEEN PREGNANCIES

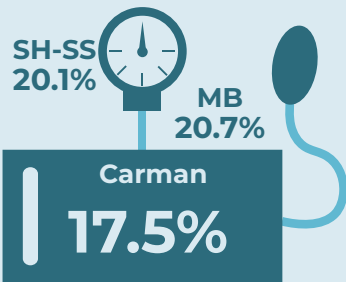
lower vs. MB



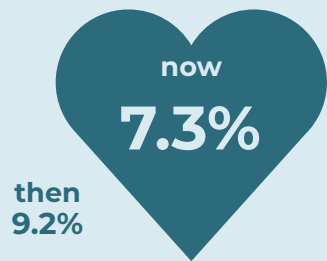
## DIABETES

prevalence lower vs. MB  
(incidence also lower vs. MB)

# CARDIOVASCULAR DISEASES




**HYPERTENSION**  
lower vs. MB and  
decreasing over time



**ISCHEMIC HEART DISEASE**  
decreasing over time

# MUSCULOSKELETAL DISEASES

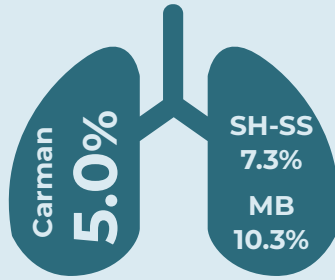


**ARTHRITIS**  
decreasing over time

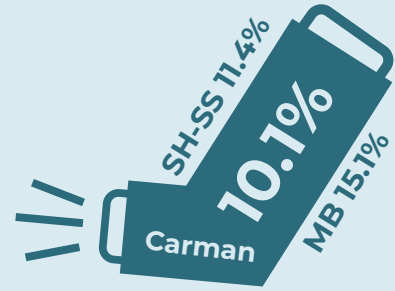


**OSTEOPOROSIS**  
decreasing over time

# RESPIRATORY DISEASES

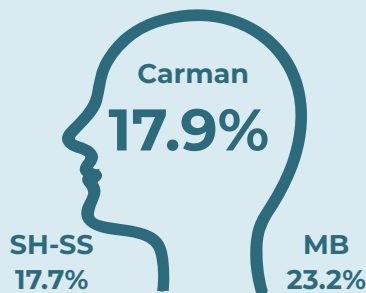


TOTAL RESPIRATORY MORBIDITY  
lower vs. MB and decreasing




CHILD ASTHMA  
lower vs. MB

# MENTAL HEALTH

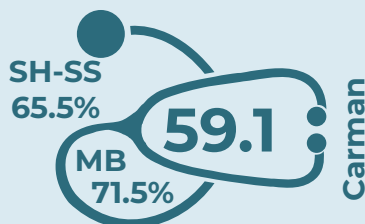


MOOD & ANXIETY DISORDERS  
lower vs. MB



SUBSTANCE USE DISORDERS  
lower vs. MB

# PRIMARY CARE



MAJORITY OF CARE  
lower vs. MB



BENZODIAZEPINE OVERPRESCRIBING  
TO COMMUNITY OLDER ADULTS  
decreasing over time

# DEFINITIONS

**Median household income:** Median combined total income after tax of all household members aged 15+ years

**Low income:** 50% of the median income in Canada adjusted for family size and composition, as a % of households and % of children (17 years and younger)

**Housing affordability:** Housing is un-affordable when spending 30+ % of total household income on shelter expenses (e.g., electricity, water, municipal services, rent, mortgage, etc.)

**Education:** % ages 15+ years with no certificate, diploma, or degree

**Socioeconomic Factor Index:** Reflects socioeconomic status and social determinants of health as a composite score of average household income, % of single parent households, unemployment rate ages 15+ years, and % ages 15+ years with no high school graduation

**Unemployment:** % ages 15+ years unemployed as a % of the labour force population

**Life expectancy:** Expected length of life in years based on patterns of mortality

**Teen pregnancies:** Rate of pregnancies (live births, stillbirths, abortions, and ectopic pregnancies) per 1,000 female residents ages 15-19

**Diabetes prevalence:** Total % of residents with diagnosed (Type 1 and 2) diabetes (incidence: new diagnoses per 100 person-years)

**Hypertension:** % ages 19+ years diagnosed with high blood pressure

**Ischemic heart disease:** % ages 19+ years diagnosed with IHD (coronary artery disease)

**Arthritis:** % ages 19+ years diagnosed with arthritis (rheumatoid or osteoarthritis)

**Osteoporosis:** % 50+ years diagnosed with osteoporosis, which reduces bone density

**Total respiratory morbidity:** % diagnosed with respiratory disease (asthma, chronic or acute bronchitis, emphysema, or chronic airway obstruction)

**Child asthma:** % ages 5-19 diagnosed with asthma

**Mood and anxiety disorders:** % adults diagnosed with mood or anxiety disorders

**Substance use disorders:** % adults diagnosed with substance use disorders (alcohol and/or drug)

**Majority of care:** % who received at least 50% of their ambulatory visits from the same physician or nurse practitioner - continuity is associated with improved satisfaction and better health outcomes

**Benzodiazepine overprescribing (community):** % ages 75+ years living in community (excludes personal care homes) who had at least 2 prescriptions for benzodiazepines or at least 1 dispensed with more than a 30-day supply - Benzodiazepines are used to treat seizures, anxiety, and insomnia but are not recommended for older adults because of safety concerns (e.g., confusion, memory loss, coordination)

